

Provider Insights is a web-based platform with multiple reports that provide you with actionable data including missed value-based payment opportunities, gaps in care, historical data, and more. Practice administrators and office staff can access the Provider Insights – Practice Summary tool to review cumulative provider performance by Tax ID.

To access Provider Insights, log in to *myBlue* Provider. From the main menu, under Provider Tools click “Provider Insights – Practice Summary” for practice-level data.

The screenshot shows the Patrius Health Providers portal. The top navigation bar includes 'Home', 'Policies & Guidelines', 'Business Support', 'Pharmacy', 'Patient Health', and 'Provider Tools'. The 'Provider Tools' dropdown menu is open, listing several options: 'Health Risk 360 (HR360)', 'HR360 Incentive Report - Provider Details', 'HR360 Incentive Report - Tax ID Details', 'Patient Health Snapshot', 'Patient Attribution Report by Provider', 'Patient Attribution Report by Tax ID', 'Provider Insights - Provider Details', 'Provider Insights - Practice Summary' (highlighted with a yellow circle), and 'Change Healthcare InterQual Criteria'. Below the navigation bar, there are three main content areas: 'Policies & Guidelines', 'Pharmacy Resources', and 'Provider Incentives - HR360'. The 'Provider Insights - Practice Summary' option is highlighted with a yellow circle.

Click **Generate Report**.

**Note:** Provider Insights will open in a new window.

The screenshot shows the 'Provider Insights - Provider Details' page. A yellow banner at the top of the content area reads: 'Provider Insights - Provider Details will open in a new window. Please make sure your browser is set to allow pop ups from Patrius Health.' Below the banner, there is a blue button labeled 'Generate Report' which is highlighted with a yellow circle.

# Overview: Provider Details

In the Overview section, available gaps in care can be observed on the Member Summary tab to identify opportunities for member outreach and engagement.

**Blue Advantage Provider Insights**

Select Business

**Overview** | Opportunity List | Member Engagement | Provider Cost Score | Export

ABC PROVIDER(123456789)  
 Total Locations: 1  
 Total Providers: 30  
 Attributed Member Count: 108

**Provider Details** | Member Summary

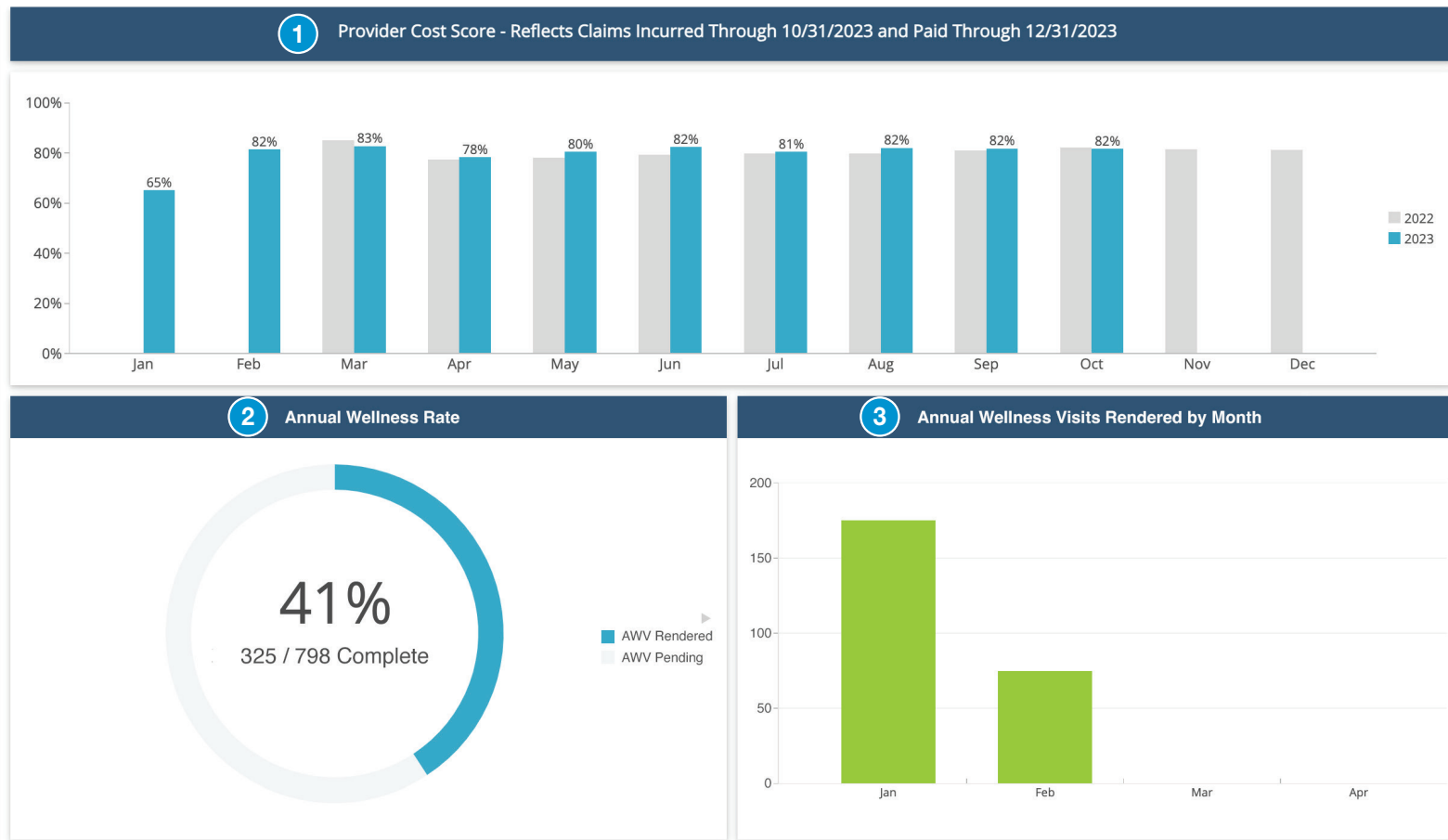
Projected Star Score					Projected Star Score						
Star Scoring Including Med Adherence Measures					Star Scoring Excluding Med Adherence Measures						
Star Ratio	×	Possible Stars	=	Composite Score	Projected Star Score	Star Ratio	×	Possible Stars	=	Composite Score	Projected Star Score
0.77		5		3.87	4.0 Stars	0.86		5		4.31	4.5 Stars
89 Points / 115 Possible					56 Points / 65 Possible						

The Projected Star Score (with and without medication adherence) indicates overall performance of providers in the practice. The Star Ratio under Projected Star Score is calculated using the points earned through criteria met in the Measure Star Performance section of the Opportunity List tab. The Star Score data displayed in this section is refreshed weekly.

**Note:** Provider Insights shows users their star score for display purposes only. The star score indicates provider performance and engagement related to closing gaps in care in Provider Insights. In the future, star scores will be tied to the incentive payment.

**Some Provider Insights users may see a “No Data Available” message if there is insufficient information available to populate a specific section. An increase in attributed patients and claims data will contribute to more data displaying in Provider Insights.**

# Overview: Provider Details



- 1 The Provider Cost Score (PCS) is a display measure that calculates provider claims cost divided by risk-adjusted revenue. The graph represents your practice's PCS month over month and compared to the prior year.
- 2 The Annual Wellness Rate displays the percent and number of Annual Wellness Visits (AWVs) completed for the practice's attributed patients.

- 3 The Annual Wellness Visits Rendered by Month displays a monthly breakdown of the number of AWVs completed for the practice's attributed patients.

# Overview: Provider Details


This section displays all providers under the selected Tax ID, their volume of attributed members and their prospective star scores, including and excluding member medication adherence compliance.

Provider Details									
Location	Provider Last Name	Provider First Name	Provider NPI	Attributed Members	AWVs Percent Complete	Star Score (From Most Recent Scoring Period)	Prospective Star Rating (Excludes Med Adherence)	Prospective Star Rating (Includes Med Adherence)	
ABC PROVIDER	Blue	John	1234567890	47	19%	2.5 Stars (Ineligible)	3.0 Stars	3.5 Stars	
ABC PROVIDER	Blue	John	1234567890	194	56%	4.5 Stars	4.5 Stars	4.0 Stars	
ABC PROVIDER	Blue	John	1234567890	49	22%	4.5 Stars	4.5 Stars	4.5 Stars	
ABC PROVIDER	Blue	John	1234567890	44	52%	4.0 Stars	4.5 Stars	4.0 Stars	
ABC PROVIDER	Blue	John	1234567890	58	66%	3.5 Stars (Ineligible)	3.0 Stars	2.5 Stars	
ABC PROVIDER	Blue	John	1234567890	45	44%	N/A	4.5 Stars	4.5 Stars	
ABC PROVIDER	Blue	John	1234567890	99	61%	4.0 Stars	5.0 Stars	4.5 Stars	
ABC PROVIDER	Blue	John	1234567890	32	47%	N/A	3.5 Stars	3.5 Stars	
ABC PROVIDER	Blue	John	1234567890	72	10%	4.0 Stars	4.0 Stars	3.5 Stars	
ABC PROVIDER	Blue	John	1234567890	21	62%	4.5 Stars	3.5 Stars	2.5 Stars	
ABC PROVIDER	Blue	John	1234567890	28	79%	4.5 Stars	4.5 Stars	4.0 Stars	
ABC PROVIDER	Blue	John	1234567890	44	66%	3.5 Stars (Ineligible)	4.5 Stars	4.0 Stars	
ABC PROVIDER	Blue	John	1234567890	84	48%	N/A	4.0 Stars	3.5 Stars	
ABC PROVIDER	Blue	John	1234567890	137	45%	4.5 Stars	4.5 Stars	3.5 Stars	
ABC PROVIDER	Blue	John	1234567890	89	44%	4.0 Stars	4.0 Stars	4.5 Stars	
ABC PROVIDER	Blue	John	1234567890	54	61%	3.5 Stars (Ineligible)	4.5 Stars	4.0 Stars	
ABC PROVIDER	Blue	John	1234567890	47	45%	4.5 Stars	4.5 Stars	4.0 Stars	
ABC PROVIDER	Blue	John	1234567890	152	36%	3.0 Stars (Ineligible)	3.0 Stars	2.5 Stars	
ABC PROVIDER	Blue	John	1234567890	227	42%	5.0 Stars	4.0 Stars	4.0 Stars	
ABC PROVIDER	Blue	John	1234567890	166	41%	4.0 Stars	4.5 Stars	4.0 Stars	
ABC PROVIDER	Blue	John	1234567890	89	58%	4.0 Stars	4.5 Stars	4.5 Stars	
ABC PROVIDER	Blue	John	1234567890	42	31%	3.5 Stars (Ineligible)	3.5 Stars	3.5 Stars	
ABC PROVIDER	Blue	John	1234567890	76	29%	3.5 Stars (Ineligible)	4.0 Stars	4.0 Stars	
ABC PROVIDER	Blue	John	1234567890	79	44%	N/A	4.0 Stars	4.0 Stars	
ABC PROVIDER	Blue	John	1234567890	67	54%	3.5 Stars (Ineligible)	4.0 Stars	3.0 Stars	
ABC PROVIDER	Blue	John	1234567890	80	60%	3.5 Stars (Ineligible)	4.0 Stars	3.5 Stars	
ABC PROVIDER	Blue	John	1234567890	117	29%	4.0 Stars	4.0 Stars	3.5 Stars	
ABC PROVIDER	Blue	John	1234567890	87	29%	4.5 Stars	4.0 Stars	4.0 Stars	



# Overview: Member Summary

This section displays all providers under the selected Tax ID, their volume of attributed members and their prospective Star scores, including and excluding member medication adherence compliance.


Blue Advantage Provider Insights

Select Business

ABC PROVIDER (123456789)


Overview
Opportunity List
Member Engagement
Provider Cost Score
Export

**ABC PROVIDER (123456789)**

Total Locations: 1

Total Providers: 30

Attributed Member Count: 108



**Blue Advantage**  
A Medicare Approved PPO


Provider Details Member Summary

Provider Member Summary

Provider Name

Member Name

AWV Status



Provider Last Name	Provider First Name	Provider NPI	Member Last Name	Member First Name	Contract ID	Date of Birth	AWV Status	Member PCS	Total Open Gaps
BLUE	JOHN	1234567890	DOE	JANE	PLX123456789	1956/07/30	Incomplete	.21	0
BLUE	JOHN	1234567890	DOE	JANE	PLX123456789	1950/09/29	Incomplete	.20	0
BLUE	JOHN	1234567890	DOE	JANE	PLX123456789	1958/12/12	Incomplete	NA	0
BLUE	JOHN	1234567890	DOE	JANE	PLX123456789	1952/02/01	Incomplete	.02	2
BLUE	JOHN	1234567890	DOE	JANE	PLX123456789	1954/09/22	Incomplete	.44	0
BLUE	JOHN	1234567890	DOE	JANE	PLX123456789	1952/07/02	Incomplete	.79	0
BLUE	JOHN	1234567890	DOE	JANE	PLX123456789	1956/10/30	Incomplete	.23	0
BLUE	JOHN	1234567890	DOE	JANE	PLX123456789	1942/10/25	Incomplete	.13	0
BLUE	JOHN	1234567890	DOE	JANE	PLX123456789	1948/12/12	Complete	2.30	1
BLUE	JOHN	1234567890	DOE	JANE	PLX123456789	1947/03/16	Incomplete	.31	1
BLUE	JOHN	1234567890	DOE	JANE	PLX123456789	1964/10/18	Complete	1.45	2
BLUE	JOHN	1234567890	DOE	JANE	PLX123456789	1944/11/03	Incomplete	.28	0
BLUE	JOHN	1234567890	DOE	JANE	PLX123456789	1949/03/22	Incomplete	1.85	3
BLUE	JOHN	1234567890	DOE	JANE	PLX123456789	1955/01/25	Incomplete	.30	1

View details about attributed patient for all providers in the practice. Sort patient data by the column headings that include provider name, patient AWW status (complete/incomplete) and total open gaps. To sort the columns in the list, click on the arrow next to the column name. For example, to sort the member list by AWW Status, click the arrow by the AWW Status column and click Sort Ascending. This will sort the list from Complete to Incomplete.

Download the Member Summary Report as an Excel spreadsheet.

In the Opportunity List, administrators can view which providers have members with open gaps in care, along with each provider's unique member population details.

**Blue Advantage Provider Insights**

Select Business  
 Search for Business:  ABC PROVIDER (123456789)

Overview **Opportunity List** Member Engagement Provider Cost Score Export

ABC PROVIDER Tax ID: 123456789 Payee NPI: 1234567890 Provider Network Consultant: John Doe

Projected Star Scoring - Attribution Calculated 04/02/2024 - Gaps Reflective of Claims Processed as Recent as 7 Days Ago

**1** Star Scoring Excluding Med Adherence Measures

Star Ratio: 0.86  $\times$  Possible Stars: 5 = Composite Score: 4.31 Projected Star Score: 4.5 Stars

56 Points / 65 Possible

**2**

Scoring Cadence	Total Members	Performance (Target: 4.0)	Total Open Gaps	Scoring Target	Points Earned	Points Possible	Star Ratio	Composite Star Score	Projected Star Rating
			2,073	4.0	0	0	.00	.00	N/A
Scored-Annually	3049		733	4.0	33	50	.66	3.30	3.5 STAR
Scored-Quarterly	3582		2,109	4.0	56	65	.86	4.31	4.5 STAR

**1** The Projected Star Scoring displays the estimated star score based on the open and closed gaps for all attributed patients in the practice. The default display is the score without medication adherence measures. To view the estimated star score with medication adherence measures, toggle the slide using the radio button.

- 2** In this section, details about the projected scoring is available. This includes:
- **Scoring Cadence:** Demonstrates how often measures are scored.
  - **Total Members:** Total population of members associated with any given scoring cadence. (This is not indicative of the provider's total attributed population.)
  - **Performance Target:** This visual indicator details how close providers are to achieving a 4-star rating in any measure with the associated scoring cadence.
  - **Total Open Gaps:** This shows total open gaps for measures in the associated scoring cadence.
  - **Scoring Target:** Providers have a goal of achieving 4 stars at minimum.
  - **Points Earned/Points Possible:** Indicates how many points have been earned and how many are possible. (Points for any given measure can be found in the Projected Star Scoring – Measure Details section.)
  - **Star Ratio:** This indicates points earned divided by points possible.
  - **Composite Star Score:** This figure is the star ratio multiplied by possible stars.
  - **Projected Star Rating:** This shows the anticipated star rating based on these figures.

# Opportunity List: Measure Performance

Measure Performance		Detail Reports		1 Projected Star Scoring - Measure Details						
Scoring Cadence	Measure Name	Provider Counts (Above or Below 4.0)		Measure Weight	Measure Star Score (TIN)	Total Members	Open Gaps			
Quarterly	Breast Cancer Screening	41	9	1.00	5	1241	196			
Quarterly	Colon Cancer Screen Age 45-75	48	2	1.00	5	2517	417			
Quarterly	Diabetes Eye Exam	30	20	1.00	4	801	199			
Quarterly	Diabetes HbA1c < 9%	42	8	3.00	5	801	91			
Quarterly	Follow-Up After ED for Patients with Multi High Risk Conditions	25	25	1.00	3	220	95			
Quarterly	HEDIS CBP Control High Blood Pressure	35	15	3.00	4	2400	558			
Quarterly	Kidney Health Evaluation for Patients with Diabetes	41	9	1.00	4	1067	297			
Quarterly	Medication Reconciliation after discharge	28	20	1.00	4	412	208			
Quarterly	Statin Medication Filled	30	19	1.00	4	337	48			
Annually	Cholesterol Medication Filled	33	17	3.00	4	2308	273			
Annually	Diabetes Medication Filled	21	29	3.00	3	785	125			
Annually	High Blood Pressure Medication Filled	24	26	3.00	3	2066	241			
Annually	Statin Use in Persons with Diabetes	27	23	1.00	3	650	94			

1 In this section, details about providers' performance on all measures are available. Displayed information for each measure includes total members, total open gaps, the measure weight and the measure star score for the Tax ID.

2 The center bar indicates the total number of providers with attributed members in the selected Tax ID that have the gap identified by the line item. The green bar indicates providers who are projected to achieve at least a 4-star rating based on gap closures amongst their attributed member population. The blue bar indicates providers who are projected to achieve less than a 4-star rating based on gap closures amongst their attributed member population.

**Note:** Display-only measures do not impact star score but indicate provider performance.

# Opportunity List: Detail Reports

Measure Performance **Detail Reports**

**1 Projected Star Scoring - Physician Details**

Scoring Cadence	Measure Name	Last Name	First Name	Total # of Patients Measured	Total Gaps Closed	Performance	Total Open Gaps
Quarterly	Breast Cancer Screening	Doe	John	17	15	88	2
Quarterly	Colon Cancer Screen Age 45-75	Doe	John	29	24	83	5
Quarterly	Diabetes Eye Exam	Doe	John	3	2	67	1
Quarterly	Diabetes HbA1c < 9%	Doe	John	3	2	67	1
Quarterly	Follow-Up After ED for Patients with Multi High Risk Conditions	Doe	John	2	1	50	1
Quarterly	HEDIS CBP Control High Blood Pressure	Doe	John	32	22	69	10
Quarterly	Kidney Health Evaluation for Patients with Diabetes	Doe	John	6	4	67	2
Quarterly	Medication Reconciliation after discharge	Doe	John	4	2	50	2
Quarterly	Statin Medication Filled	Doe	John	4	3	75	1


795 of 795 records, Page 1 of 1

**2 Patient Action List**

Select Physician(s)    Select Patient(s)    Select Quality Measure(s)    Select AWW Status    Sort Patient Detail By

All Physicians    All Patients    All Measures    All    Default (Open Gaps then Patient)

All    Open Gaps    Closed Gaps

ALL     Display Only     Scored    

This report is available via download only. You may select all, one, or many Physicians; AWW status; all, one, or many Quality Measures using the drop-downs. Choose how you would like the report sorted. Using the buttons on the right, select whether you want to download detail for All Gaps, Open Gaps only, or Closed Gaps Only. When you are finished selecting options, click the Excel icon to download your report.

**1** This section shows total gaps in care by each provider and performance in any given measure.

**2** The Patient Action List shows providers with open and closed gaps in care for any quality measure. This section defaults to open gaps. Select from the drop-down menus to filter the results in the report.  
**Note:** This report must be exported to Excel to view. See next page for a sample downloaded report.

# Opportunity List: Detail Reports

The downloaded report shows provider-specific data for their patients that includes AWW status as well as gaps in care for scored and display-only measures. Each red X indicates that a member has a care gap under that specific measure.

												Scored				Annual Scoring				Display Only		
												Breast Cancer Screening	HEDIS CBP Control High Blood Pressure	HEDIS COL Colorectal Cancer Screen	Medication Reconciliation	Medication Adherence Hypertension	Medication Adherence for Cholesterol	Medication Adherence for Diabetes Meds /Diabetes Medication Filled	Statin Use in Persons with Diabetes /Statin Use in Persons with Diabetes	Influenza Vaccine	Osteoporosis Screening in Older Women	Plan All Cause Readmissions
Location	Provider NPI	Provider Last Name	Provider First Name	Member Last Name	Member First Name	Contract ID	Birth Date	AWW Status	Open Gaps	Total Measures	Compliance Rate											
ABC PROVIDER	1234567890	Blue	John	JANE	DOE	PLX1234567890	1954/08/14	Incomplete	1	4	75.00%											
ABC PROVIDER	1234567890	Blue	John	JANE	DOE	PLX1234567890	1942/12/26	Incomplete	1	2	50.00%		X						X			
ABC PROVIDER	1234567890	Blue	John	JANE	DOE	PLX1234567890	1942/01/14	Incomplete	0	1	100.00%								X			
ABC PROVIDER	1234567890	Blue	John	JANE	DOE	PLX1234567890	1940/06/16	Incomplete	0	0	.00%								X			
ABC PROVIDER	1234567890	Blue	John	JANE	DOE	PLX1234567890	1952/08/27	Incomplete	0	3	100.00%							X		X		
ABC PROVIDER	1234567890	Blue	John	JANE	DOE	PLX1234567890	1939/03/03	Incomplete	0	2	100.00%								X		X	
ABC PROVIDER	1234567890	Blue	John	JANE	DOE	PLX1234567890	1941/03/03	Complete	2	3	66.67%				X							
ABC PROVIDER	1234567890	Blue	John	JANE	DOE	PLX1234567890	1951/11/02	Complete	1	2	50.00%			X								
ABC PROVIDER	1234567890	Blue	John	JANE	DOE	PLX1234567890	1948/10/31	Incomplete	3	6	66.67%			X								
ABC PROVIDER	1234567890	Blue	John	JANE	DOE	PLX1234567890	1941/12/23	Complete	1	1	.00%			X								
ABC PROVIDER	1234567890	Blue	John	JANE	DOE	PLX1234567890	1950/10/13	Incomplete	2	4	50.00%		X							X		
ABC PROVIDER	1234567890	Blue	John	JANE	DOE	PLX1234567890	1938/10/14	Complete	1	3	66.67%		X									
ABC PROVIDER	1234567890	Blue	John	JANE	DOE	PLX1234567890	1956/05/02	Incomplete	1	6	83.33%											
ABC PROVIDER	1234567890	Blue	John	JANE	DOE	PLX1234567890	1957/07/24	Incomplete	3	4	25.00%											
ABC PROVIDER	1234567890	Blue	John	JANE	DOE	PLX1234567890	1943/10/17	Incomplete	1	1	.00%											
ABC PROVIDER	1234567890	Blue	John	JANE	DOE	PLX1234567890	1954/03/25	Complete	4	6	33.33%	X		X								
ABC PROVIDER	1234567890	Blue	John	JANE	DOE	PLX1234567890	1937/01/19	Incomplete	0	0	.00%								X			
ABC PROVIDER	1234567890	Blue	John	JANE	DOE	PLX1234567890	1957/09/04	Complete	1	2	50.00%		X									
ABC PROVIDER	1234567890	Blue	John	JANE	DOE	PLX1234567890	1938/02/25	Complete	2	1	100.00%				X		X					
ABC PROVIDER	1234567890	Blue	John	JANE	DOE	PLX1234567890	1952/04/14	Incomplete	1	1	.00%			X								
ABC PROVIDER	1234567890	Blue	John	JANE	DOE	PLX1234567890	1943/01/31	Incomplete	1	3	66.67%		X									
ABC PROVIDER	1234567890	Blue	John	JANE	DOE	PLX1234567890	1952/07/30	Incomplete	1	5	80.00%											
ABC PROVIDER	1234567890	Blue	John	JANE	DOE	PLX1234567890	1954/08/10	Incomplete	2	6	66.67%			X					X			
ABC PROVIDER	1234567890	Blue	John	JANE	DOE	PLX1234567890	1958/12/27	Incomplete	1	5	80.00%								X			
ABC PROVIDER	1234567890	Blue	John	JANE	DOE	PLX1234567890	1944/01/03	Complete	1	1	.00%		X									
ABC PROVIDER	1234567890	Blue	John	JANE	DOE	PLX1234567890	1950/09/01	Complete	1	1	.00%			X					X			
ABC PROVIDER	1234567890	Blue	John	JANE	DOE	PLX1234567890	1954/06/17	Incomplete	1	4	75.00%											
ABC PROVIDER	1234567890	Blue	John	JANE	DOE	PLX1234567890	1938/03/16	Incomplete	0	1	100.00%								X			
ABC PROVIDER	1234567890	Blue	John	JANE	DOE	PLX1234567890	1962/08/14	Incomplete	1	3	66.67%								X			
ABC PROVIDER	1234567890	Blue	John	JANE	DOE	PLX1234567890	1953/07/31	Incomplete	1	2	50.00%			X					X			
ABC PROVIDER	1234567890	Blue	John	JANE	DOE	PLX1234567890	1947/09/24	Incomplete	1	2	50.00%								X			
ABC PROVIDER	1234567890	Blue	John	JANE	DOE	PLX1234567890	1947/07/18	Incomplete	0	1	100.00%								X			
ABC PROVIDER	1234567890	Blue	John	JANE	DOE	PLX1234567890	1964/01/14	Incomplete	1	2	100.00%				X							
ABC PROVIDER	1234567890	Blue	John	JANE	DOE	PLX1234567890	1942/02/15	Incomplete	1	2	50.00%											
ABC PROVIDER	1234567890	Blue	John	JANE	DOE	PLX1234567890	1947/04/24	Incomplete	0	1	100.00%								X			
ABC PROVIDER	1234567890	Blue	John	JANE	DOE	PLX1234567890	1954/08/15	Incomplete	1	3	100.00%			X					X			
ABC PROVIDER	1234567890	Blue	John	JANE	DOE	PLX1234567890	1953/02/26	Complete	3	6	83.33%			X			X		X			
ABC PROVIDER	1234567890	Blue	John	JANE	DOE	PLX1234567890	1955/11/13	Incomplete	1	1	100.00%				X				X			
ABC PROVIDER	1234567890	Blue	John	JANE	DOE	PLX1234567890	1957/08/08	Incomplete	1	3	66.67%		X							X		

# Opportunity List: Detail Reports

Medication Adherence Member Details shows member medication adherence compliance for all providers in the Tax ID. Use the drop-down menus to filter results that will be used to generate the reports, which must be downloaded to Excel.

**Note:** This section defaults to open gaps and ALL compliance statuses.

**Medication Adherence Member Details**

Select Physician(s)

All Physicians

Select Patient(s)

All Patients

Select Quality Measure(s)

All Measures

Select Drug Name(s)

All Drug Names

Select Compliance Status(es)

All Compliance Statuses

This report is available via download only. You may select all, one, or many Physicians; all, one, or many Patients; all, one, or many Quality Measures; all, one, or many Drug Names; all, one, or many Compliance Statuses using the drop-downs. When you are finished selecting options, click the Excel icon to download your report.

The downloaded report gives a detailed breakdown of selected patients' medication adherence data including their compliance status, their non-adherence forecast, refill due dates and more.

Medication Adherence Member Details																									
Tax ID	Location	Provider NPI	Provider Last Name	Provider First Name	Member Last Name	Member First Name	Date of Birth	Contract Number	Quality Measure	Alternate Measure	Measurement Status	Compliance Status	R12 Rate	YTD Adherence %	Recoverable Status	Non-Adherence Forecast	Refill Due Date	Missed Refill	Refill Status	Drug Name	QTY	Day Supply	Pharmacy Name	Diagnosis Exclusion	
123456789	ABC PROVIDER	1234567890	Blue	John	DOE	JANE	1954/08/14	PLX1234567890	Medication Adherence Hypertension	High Blood Pressure Medication Filled	Qualified for Measurement Year	Compliant	92%	1.00	Y	Low	2024/05/26	N	Fill -> 30 Days	LISINAPRIL TAB 20MG	90.0	90	WAL-MART STORES EAST LP 101201	N	
123456789	ABC PROVIDER	1234567890	Blue	John	DOE	JANE	1954/08/14	PLX1234567890	Medication Adherence for Cholesterol	Cholesterol Medication Filled	Qualified for Measurement Year	Compliant	88%	1.00	Y	Medium	2024/05/26	N	Fill -> 30 Days	ATORVASTATIN TAB 80MG	90.0	90	WAL-MART STORES EAST LP 101201	N	
123456789	ABC PROVIDER	1234567890	Blue	John	DOE	JANE	1942/12/26	PLX1234567890	Medication Adherence Hypertension	High Blood Pressure Medication Filled	1 Fill in Measurement Year	Compliant	92%	.00	N	Low	2024/06/19	N	Fill -> 30 Days	OLM MED/HCTZ TAB 40-25/5MG	90.0	90	WALGREEN CO 7245	N	
123456789	ABC PROVIDER	1234567890	Blue	John	DOE	JANE	1942/12/26	PLX1234567890	Medication Adherence for Cholesterol	Cholesterol Medication Filled	1 Fill in Measurement Year	Compliant	99%	.00	N	Very High	2024/07/07	N	Fill -> 30 Days	ATORVASTATIN TAB 80MG	90.0	90	WALGREEN CO 7245	N	
123456789	ABC PROVIDER	1234567890	Blue	John	DOE	JANE	1942/12/26	PLX1234567890	Medication Adherence for Diabetes Meds	Diabetes Medication Filled	Qualified for Measurement Year	Compliant	89%	1.00	Y	Medium	2024/04/07	Y	Missed	METFORMIN TAB 1000MG	44.0	44	WALGREEN CO 7245	N	
123456789	ABC PROVIDER	1234567890	Blue	John	DOE	JANE	1955/07/10	PLX1234567890	Medication Adherence Hypertension	High Blood Pressure Medication Filled	Qualified for Measurement Year	Compliant	100%	1.00	Y	Low	2024/04/03	Y	Missed	ENALAPRIL TAB 20MG	90.0	90	WALGREEN CO 11450	N	
123456789	ABC PROVIDER	1234567890	Blue	John	DOE	JANE	1939/03/03	PLX1234567890	Medication Adherence Hypertension	High Blood Pressure Medication Filled	1 Fill in Measurement Year	Compliant	100%	.00	N	Low	2024/06/03	N	Fill -> 30 Days	ENALAPRIL TAB 20MG	180.0	90	WAL-MART STORES EAST LP 101201	N	
123456789	ABC PROVIDER	1234567890	Blue	John	DOE	JANE	1939/03/03	PLX1234567890	Medication Adherence for Cholesterol	Cholesterol Medication Filled	1 Fill in Measurement Year	Compliant	100%	.00	N	Low	2024/06/03	N	Fill -> 30 Days	SIMVASTATIN TAB 10MG	90.0	90	WAL-MART STORES EAST LP 101201	N	
123456789	ABC PROVIDER	1234567890	Blue	John	DOE	JANE	1941/03/03	PLX1234567890	Medication Adherence Hypertension	High Blood Pressure Medication Filled	Qualified for Measurement Year	Non-Compliant	79%	1.00	Y	Medium	2024/05/20	N	Fill -> 30 Days	LOSARTAN POT TAB 25MG	90.0	90	R & R DRUGS INC	N	
123456789	ABC PROVIDER	1234567890	Blue	John	DOE	JANE	1941/03/03	PLX1234567890	Medication Adherence for Cholesterol	Cholesterol Medication Filled	Qualified for Measurement Year	Compliant	94%	1.00	Y	Low	2024/05/15	N	Fill -> 30 Days	ATORVASTATIN TAB 20MG	90.0	90	R & R DRUGS INC	N	
123456789	ABC PROVIDER	1234567890	Blue	John	DOE	JANE	1951/11/02	PLX1234567890	Medication Adherence Hypertension	High Blood Pressure Medication Filled	1 Fill in Measurement Year	Compliant	98%	.00	N	Low	2024/06/18	N	Fill -> 30 Days	LOSARTAN POT TAB 50MG	90.0	90	R & R DRUGS INC	N	
123456789	ABC PROVIDER	1234567890	Blue	John	DOE	JANE	1951/11/02	PLX1234567890	Medication Adherence for Diabetes Meds	Diabetes Medication Filled	Qualified for Measurement Year	Compliant	98%	.00	N	Low	2024/06/18	N	Fill -> 30 Days	LOSARTAN POT TAB 40MG	90.0	90	R & R DRUGS INC	N	
123456789	ABC PROVIDER	1234567890	Blue	John	DOE	JANE	1948/10/31	PLX1234567890	Medication Adherence Hypertension	High Blood Pressure Medication Filled	1 Fill in Measurement Year	Non-Compliant	57%	.00	N	High	2024/06/08	N	Fill -> 30 Days	LOSARTAN POT TAB 25MG	90.0	90	WAL-MART STORES EAST LP 101201	N	
123456789	ABC PROVIDER	1234567890	Blue	John	DOE	JANE	1948/10/31	PLX1234567890	Medication Adherence for Cholesterol	Cholesterol Medication Filled	Qualified for Measurement Year	Compliant	100%	1.00	Y	Low	2024/04/24	N	Fill Soon	PRAVASTATIN TAB 20MG	90.0	90	WAL-MART STORES EAST LP 101201	N	
123456789	ABC PROVIDER	1234567890	Blue	John	DOE	JANE	1948/10/31	PLX1234567890	Medication Adherence for Diabetes Meds	Diabetes Medication Filled	Qualified for Measurement Year	Compliant	100%	1.00	Y	Low	2024/06/20	N	Fill -> 30 Days	GLIMEPRIDE TAB 4MG	360.0	90	WAL-MART STORES EAST LP 101201	N	
123456789	ABC PROVIDER	1234567890	Blue	John	DOE	JANE	1948/10/31	PLX1234567890	Statin Use in Persons with Diabetes	Statin Use in Persons with Diabetes	-	Compliant	0%	-	-	Low	-	-	UNKNOWN	GLIMEPRIDE	.0	-	MISSISSIPPI CVS PHARMACY, L.L.C. 04843	N	
123456789	ABC PROVIDER	1234567890	Blue	John	DOE	JANE	1938/10/14	PLX1234567890	Medication Adherence Hypertension	High Blood Pressure Medication Filled	Qualified for Measurement Year	Compliant	100%	1.00	Y	Low	2024/07/07	N	Fill -> 30 Days	LISINAPRIL TAB 20MG	90.0	90	JACKSON HEALTH MART PHARMACY LLC	N	
123456789	ABC PROVIDER	1234567890	Blue	John	DOE	JANE	1938/10/14	PLX1234567890	Medication Adherence for Cholesterol	Cholesterol Medication Filled	1 Fill in Measurement Year	Compliant	99%	.00	N	Low	2024/06/18	N	Fill -> 30 Days	ATORVASTATIN TAB 10MG	90.0	90	JACKSON HEALTH MART PHARMACY LLC	N	
123456789	ABC PROVIDER	1234567890	Blue	John	DOE	JANE	1938/10/14	PLX1234567890	Medication Adherence for Diabetes Meds	Diabetes Medication Filled	Qualified for Measurement Year	Compliant	100%	1.00	Y	Low	2024/04/01	Y	Missed	PIGLIFLOZON TAB 30MG	90.0	90	JACKSON HEALTH MART PHARMACY LLC	N	
123456789	ABC PROVIDER	1234567890	Blue	John	DOE	JANE	1956/05/02	PLX1234567890	Medication Adherence Hypertension	High Blood Pressure Medication Filled	Qualified for Measurement Year	Compliant	98%	1.00	Y	Low	2024/04/07	Y	Missed	LOSARTAN POT TAB 100MG	90.0	90	WALGREEN CO 6488	N	
123456789	ABC PROVIDER	1234567890	Blue	John	DOE	JANE	1956/05/02	PLX1234567890	Medication Adherence for Cholesterol	Cholesterol Medication Filled	Qualified for Measurement Year	Compliant	97%	1.00	Y	Low	2024/05/19	N	Fill Soon	ATORVASTATIN TAB 80MG	90.0	90	WALGREEN CO 6488	N	
123456789	ABC PROVIDER	1234567890	Blue	John	DOE	JANE	1943/10/17	PLX1234567890	Medication Adherence Hypertension	High Blood Pressure Medication Filled	1 Fill in Measurement Year	Compliant	100%	.00	N	Low	2024/06/19	N	Fill -> 30 Days	LISINAPRIL TAB 40MG	90.0	90	WALGREEN CO 6488	N	
123456789	ABC PROVIDER	1234567890	Blue	John	DOE	JANE	1943/10/17	PLX1234567890	Medication Adherence for Cholesterol	Cholesterol Medication Filled	1 Fill in Measurement Year	Compliant	100%	.00	N	Low	2024/06/05	N	Fill -> 30 Days	ROSUVASTATIN TAB 10MG	90.0	90	WALGREEN CO 6488	N	
123456789	ABC PROVIDER	1234567890	Blue	John	DOE	JANE	1942/06/12	PLX1234567890	Medication Adherence Hypertension	High Blood Pressure Medication Filled	Qualified for Measurement Year	Compliant	98%	1.00	Y	Low	2024/05/25	N	Fill -> 30 Days	OLMESA MED/DOX TAB 40MG	90.0	90	MISSISSIPPI CVS PHARMACY, L.L.C. 04843	N	
123456789	ABC PROVIDER	1234567890	Blue	John	DOE	JANE	1942/06/12	PLX1234567890	Medication Adherence for Cholesterol	Cholesterol Medication Filled	Qualified for Measurement Year	Compliant	97%	1.00	Y	Medium	2024/05/19	N	Fill -> 30 Days	ATORVASTATIN TAB 80MG	90.0	90	MISSISSIPPI CVS PHARMACY, L.L.C. 04843	N	
123456789	ABC PROVIDER	1234567890	Blue	John	DOE	JANE	1954/03/25	PLX1234567890	Medication Adherence Hypertension	High Blood Pressure Medication Filled	Qualified for Measurement Year	Compliant	99%	1.00	Y	Low	2024/04/28	N	Fill Soon	LOSARTAN POT TAB 50MG	90.0	90	MISSISSIPPI CVS PHARMACY, L.L.C. 04843	N	
123456789	ABC PROVIDER	1234567890	Blue	John	DOE	JANE	1954/03/25	PLX1234567890	Medication Adherence for Cholesterol	Cholesterol Medication Filled	Qualified for Measurement Year	Compliant	97%	1.00	Y	Low	2024/05/09	N	Fill Soon	ATORVASTATIN TAB 10MG	90.0	90	MISSISSIPPI CVS PHARMACY, L.L.C. 04843	N	
123456789	ABC PROVIDER	1234567890	Blue	John	DOE	JANE	1954/03/25	PLX1234567890	Medication Adherence for Diabetes Meds	Diabetes Medication Filled	Qualified for Measurement Year	Compliant	95%	1.00	Y	Low	2024/04/27	N	Fill Soon	RYBELSUS TAB 7MG	30.0	30	MISSISSIPPI CVS PHARMACY, L.L.C. 04843	N	
123456789	ABC PROVIDER	1234567890	Blue	John	DOE	JANE	1954/03/25	PLX1234567890	Statin Use in Persons with Diabetes	Statin Use in Persons with Diabetes	-	Compliant	0%	-	-	Low	-	-	UNKNOWN	RYBELSUS	.0	-	MISSISSIPPI CVS PHARMACY, L.L.C. 04843	N	
123456789	ABC PROVIDER	1234567890	Blue	John	DOE	JANE	1937/01/19	PLX1234567890	Medication Adherence Hypertension	High Blood Pressure Medication Filled	Qualified for Measurement Year	Compliant	97%	1.00	Y	Low	2024/05/14	N	Fill -> 30 Days	ENALAPRIL TAB 20MG	90.0	90	J & J DRUGS CORP	N	
123456789	ABC PROVIDER	1234567890	Blue	John	DOE	JANE	1950/09/02	PLX1234567890	Medication Adherence Hypertension	High Blood Pressure Medication Filled	Qualified for Measurement Year	Compliant	100%	1.00	Y	Low	2024/05/19	N	Fill -> 30 Days	OLMESA MED/DOX TAB 40MG	90.0	90	WALGREEN CO 6488	N	
123456789	ABC PROVIDER	1234567890	Blue	John	DOE	JANE	1957/09/04	PLX1234567890	Medication Adherence Hypertension	High Blood Pressure Medication Filled	1 Fill in Measurement Year	Compliant	94%	.00	N	High	2024/06/24	N	Fill -> 30 Days	LISINAPRIL TAB 20MG	90.0	90	PAYLESS DRUGS, INC.	N	
123456789	ABC PROVIDER	1234567890	Blue	John	DOE	JANE	1957/09/04	PLX1234567890	Medication Adherence for Diabetes Meds	Diabetes Medication Filled	Qualified for Measurement Year	Compliant	99%	1.00	Y	Low	2024/05/13	N	Fill -> 30 Days	ROSUVASTATIN TAB 10MG	90.0	90	PAYLESS DRUGS, INC.	N	
123456789	ABC PROVIDER	1234567890	Blue	John	DOE	JANE	1950/01/11	PLX1234567890	Medication Adherence for Cholesterol	Cholesterol Medication Filled	1 Fill in Measurement Year	Compliant	100%	.00	N	Low	2024/06/02	N	Fill -> 30 Days	ATORVASTATIN TAB 10MG	90.0	90	PUBLIC MISSISSIPPI LLC 1206	N	
123456789	ABC PROVIDER	1234567890	Blue	John	DOE	JANE	1938/02/25	PLX1234567890	Medication Adherence Hypertension	High Blood Pressure Medication Filled	Qualified for Measurement Year	Compliant	84%	1.00	Y	Medium	2024/04/07	Y	Missed	LOSARTAN POT TAB 100MG	90.0	90	PAYLESS DRUGS, INC.	N	
123456789	ABC PROVIDER	1234567890	Blue	John	DOE	JANE	1938/02/25	PLX1234567890	Medication Adherence for Cholesterol	Cholesterol Medication Filled	Qualified for Measurement Year	Non-Compliant	75%	1.00	Y	Medium	2024/05/26	N	Fill -> 30 Days	ATORVASTATIN TAB 80MG	90.0	90	PAYLESS DRUGS, INC.	N	
123456789	ABC PROVIDER	1234567890	Blue	John	DOE	JANE	1938/02/25	PLX1234567890	Medication Adherence for Diabetes Meds	Diabetes Medication Filled	Qualified for Measurement Year	Non-Compliant	52%	.58	Y	Very High	2024/04/17	N	Fill Soon	METFORMIN TAB 1000MG	60.0	30	PAYLESS DRUGS, INC.	N	
123456789	ABC PROVIDER	1234567890	Blue	John	DOE	JANE	1943/01/31	PLX1234567890	Medication Adherence Hypertension	High Blood Pressure Medication Filled	1 Fill in Measurement Year	Compliant	96%	.00	N	Low	2024/06/08	N	Fill -> 30 Days	LISINAPRIL TAB 40MG	90.0	90	MISSISSIPPI CVS PHARMACY, L.L.C. 04843	N	
123456789	ABC PROVIDER	1234567890	Blue	John	DOE	JANE	1957/09/04	PLX1234567890	Medication Adherence for Cholesterol	Cholesterol Medication Filled	1 Fill in Measurement Year	Compliant	99%	.00	N	Low	2024/06/24	N	Fill -> 30 Days	ATORVASTATIN TAB 20MG	90.0	90	MISSISSIPPI CVS PHARMACY, L.L.C. 04843	N	
123456789	ABC PROVIDER	1234567890	Blue	John	DOE	JANE	1952/07/30	PLX1234567890	Medication Adherence Hypertension	High Blood Pressure Medication Filled	Qualified for Measurement Year	Compliant	95%	1.00	Y	Low	2024/05/26	N	Fill -> 30 Days	LISINAPRIL TAB 40MG	90.0	90	MILLS PHARMACY AT CORNER LLC	N	
123456789	ABC PROVIDER	1234567890	Blue	John	DOE	JANE	1952/07/30	PLX1234567890	Medication Adherence for Cholesterol	Cholesterol Medication Filled	1 Fill in Measurement Year	Compliant	93%	.00	N	Low	2024/07/05	N	Fill -> 30 Days	PRAVASTATIN TAB 80MG	90.0	90	MILLS PHARMACY AT CORNER LLC	N	
123456789	ABC PROVIDER	1234567890	Blue	John</																					

The Member Engagement tab displays all Health Risk 360 (HR360) assessments submitted by providers in the Tax ID, regardless of member attribution status.

Patrius Health
Blue Advantage Provider Insights

Select Business

Overview
Opportunity List
Member Engagement
Provider Cost Score
Export

ABC PROVIDER

Tax ID: 123456789

Payee NPI: 1234567890

Provider Network Consultant: John Doe

HR360

Select Year: Prior Year

HR360 Program Year 2023

1

Total HR360 Submissions

47

HR360 Submission Rate (Attributed Members Only)

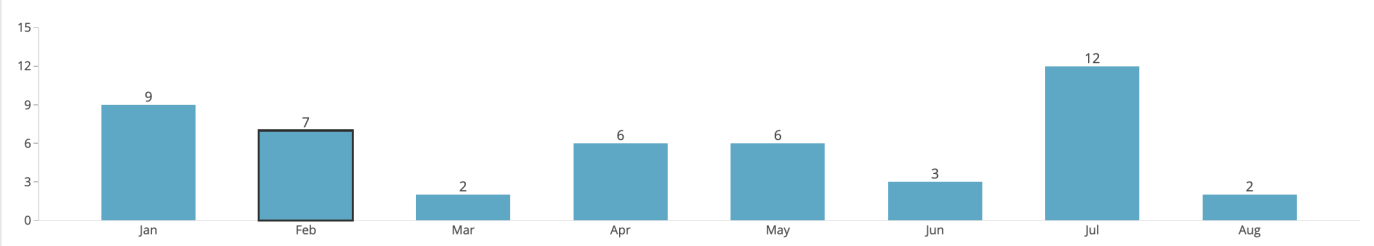
2

75.6%

99 HR360 / 131 Total

■ Submitted
 ■ Pending

3
 HR360 Submissions by Month (Attributed and Non-Attributed)



Month	Submissions
Jan	9
Feb	7
Mar	2
Apr	6
May	6
Jun	3
Jul	12
Aug	2

4
 HR360 Submissions by Provider (Attributed and Non-Attributed)

Tax ID	Tax Name	Provider NPI	Provider Last Name	Provider First Name	Submitted HR360s
123456789	ABC PROVIDER	1234567890	Blue	John	37
123456789	ABC PROVIDER	1234567890	Blue	John	10

2 of 2 records, Page 1 of 1

- 1
 Total HR360 Submissions indicates total HR360s submitted, approved and processed (payment and member attribution notwithstanding).
- 2
 This section shows the total HR360s submitted for the Tax ID's attributed population. The total may also reflect HR360s submitted by another provider.

- 3
 This graphic shows HR360s submitted each month in the calendar year.
- 4
 This list shows members for whom the selected provider has submitted HR360s within the calendar year (attributed or otherwise).

PRV20724PAT-2406

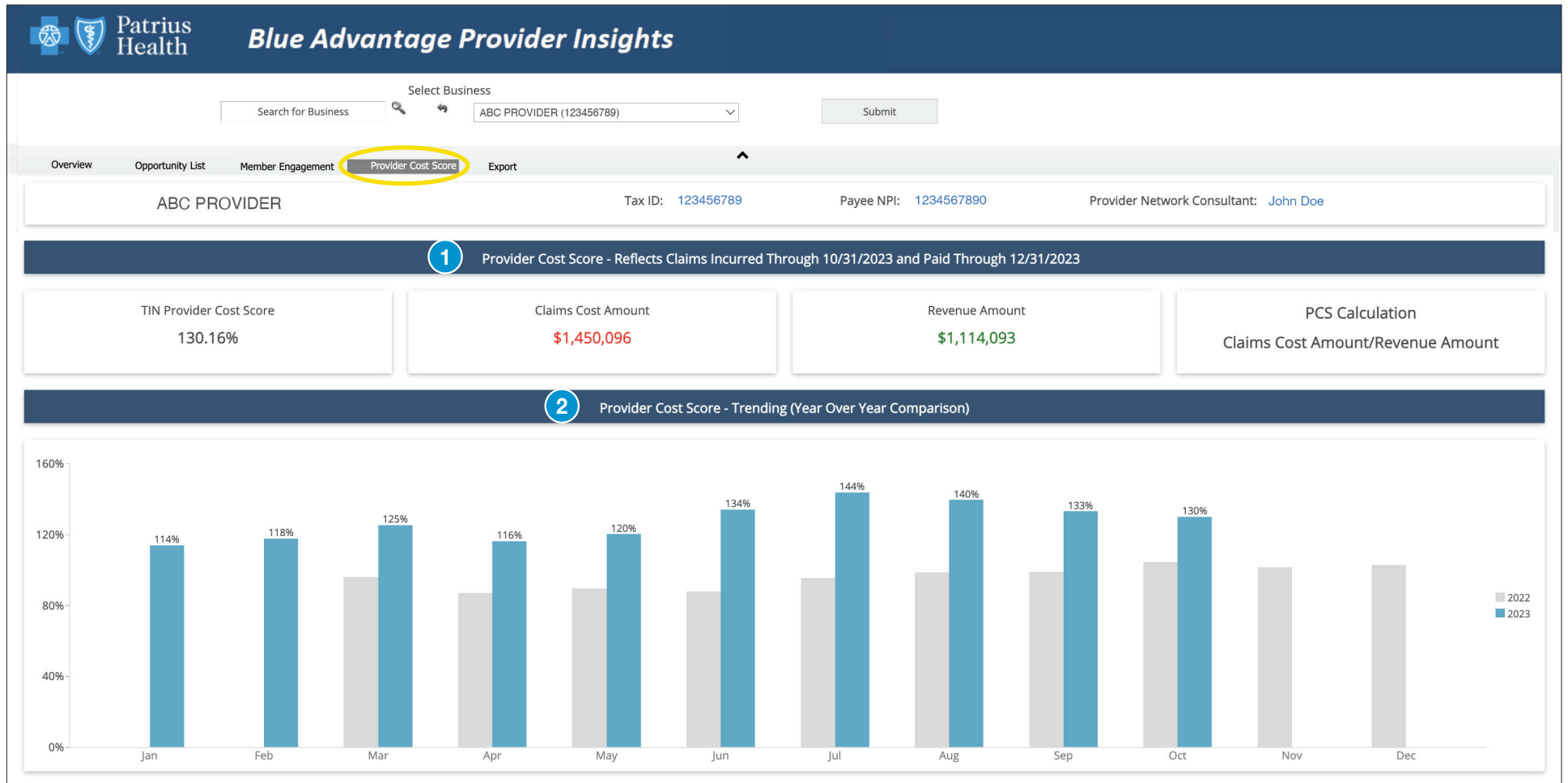


# Member Engagement

The HR360 Details by Member (Attributed and Non-Attributed) section lists patients who have had HR360s submitted by a provider working for the selected Tax ID. Use the arrows next to the column headers to sort the listing.

HR360 Details by Member (Attributed and Non-Attributed)													
Tax ID	Tax Name	Provider NPI	Provider Last Name	Provider First Name	Medical Record Type	Member Last Name	Member First Name	Date of Birth	Contract ID	Attributed	Service Date	Program Year	Submitted HR360s
123456789	ABC PROVIDER	1234567890	Blue	John	HR360	DOE	JANE	1968/09/12	PLX123456789	N	2023/06/26	2023	1
123456789	ABC PROVIDER	1234567890	Blue	John	HR360	DOE	JANE	1955/11/19	PLX123456789	N	2023/05/16	2023	1
123456789	ABC PROVIDER	1234567890	Blue	John	HR360	DOE	JANE	1955/06/30	PLX123456789	N	2023/01/26	2023	1
123456789	ABC PROVIDER	1234567890	Blue	John	HR360	DOE	JANE	1953/03/04	PLX123456789	N	2023/07/06	2023	1
123456789	ABC PROVIDER	1234567890	Blue	John	HR360	DOE	JANE	1962/09/20	PLX123456789	N	2023/06/26	2023	1
123456789	ABC PROVIDER	1234567890	Blue	John	HR360	DOE	JANE	1952/08/02	PLX123456789	N	2023/07/11	2023	1
123456789	ABC PROVIDER	1234567890	Blue	John	HR360	DOE	JANE	1952/02/18	PLX123456789	N	2023/01/11	2023	1
123456789	ABC PROVIDER	1234567890	Blue	John	HR360	DOE	JANE	1955/08/09	PLX123456789	N	2023/07/18	2023	1
123456789	ABC PROVIDER	1234567890	Blue	John	HR360	DOE	JANE	1979/03/30	PLX123456789	N	2023/01/23	2023	1
123456789	ABC PROVIDER	1234567890	Blue	John	HR360	DOE	JANE	1967/04/25	PLX123456789	N	2023/07/06	2023	1
123456789	ABC PROVIDER	1234567890	Blue	John	HR360	DOE	JANE	1955/05/14	PLX123456789	N	2023/01/17	2023	1
123456789	ABC PROVIDER	1234567890	Blue	John	HR360	DOE	JANE	1947/12/13	PLX123456789	N	2023/05/01	2023	1
123456789	ABC PROVIDER	1234567890	Blue	John	HR360	DOE	JANE	1957/09/28	PLX123456789	N	2023/01/24	2023	1
123456789	ABC PROVIDER	1234567890	Blue	John	HR360	DOE	JANE	1956/11/26	PLX123456789	N	2023/02/09	2023	1
123456789	ABC PROVIDER	1234567890	Blue	John	HR360	DOE	JANE	1955/03/04	PLX123456789	N	2023/08/03	2023	1
123456789	ABC PROVIDER	1234567890	Blue	John	HR360	DOE	JANE	1954/03/14	PLX123456789	N	2023/03/20	2023	1
123456789	ABC PROVIDER	1234567890	Blue	John	HR360	DOE	JANE	1957/10/06	PLX123456789	N	2023/05/11	2023	1
123456789	ABC PROVIDER	1234567890	Blue	John	HR360	DOE	JANE	1952/12/07	PLX123456789	N	2023/04/04	2023	1
123456789	ABC PROVIDER	1234567890	Blue	John	HR360	DOE	JANE	1957/10/11	PLX123456789	N	2023/01/09	2023	1
123456789	ABC PROVIDER	1234567890	Blue	John	HR360	DOE	JANE	1955/12/09	PLX123456789	N	2023/01/09	2023	1
123456789	ABC PROVIDER	1234567890	Blue	John	HR360	DOE	JANE	1970/09/17	PLX123456789	N	2023/04/13	2023	1
123456789	ABC PROVIDER	1234567890	Blue	John	HR360	DOE	JANE	1954/11/11	PLX123456789	N	2023/02/07	2023	1
123456789	ABC PROVIDER	1234567890	Blue	John	HR360	DOE	JANE	1951/05/04	PLX123456789	N	2023/07/20	2023	1
123456789	ABC PROVIDER	1234567890	Blue	John	HR360	DOE	JANE	1943/10/23	PLX123456789	N	2023/07/17	2023	1
123456789	ABC PROVIDER	1234567890	Blue	John	HR360	DOE	JANE	1970/06/06	PLX123456789	N	2023/07/06	2023	1
123456789	ABC PROVIDER	1234567890	Blue	John	HR360	DOE	JANE	1958/01/09	PLX123456789	N	2023/02/20	2023	1
123456789	ABC PROVIDER	1234567890	Blue	John	HR360	DOE	JANE	1957/08/06	PLX123456789	N	2023/05/08	2023	1
123456789	ABC PROVIDER	1234567890	Blue	John	HR360	DOE	JANE	1946/10/11	PLX123456789	N	2023/05/02	2023	1
123456789	ABC PROVIDER	1234567890	Blue	John	HR360	DOE	JANE	1953/10/20	PLX123456789	N	2023/04/17	2023	1
123456789	ABC PROVIDER	1234567890	Blue	John	HR360	DOE	JANE	1956/08/30	PLX123456789	N	2023/04/17	2023	1
123456789	ABC PROVIDER	1234567890	Blue	John	HR360	DOE	JANE	1952/05/23	PLX123456789	N	2023/02/22	2023	1
123456789	ABC PROVIDER	1234567890	Blue	John	HR360	DOE	JANE	1953/09/18	PLX123456789	N	2023/06/22	2023	1
123456789	ABC PROVIDER	1234567890	Blue	John	HR360	DOE	JANE	1955/06/30	PLX123456789	N	2023/07/19	2023	1

The Provider Cost Score (PCS) section displays the medical loss-ratio calculation. This is an important measurement that is calculated by taking provider claims cost divided by risk-adjusted revenue.



**1** The top Provider Cost Score section shows the PCS calculation based on claims incurred through a specific date and paid through a specific date. The formula for this calculation is:  $\text{Claims cost (expenses)} \div \text{Revenue} * 100 = \text{PCS\%}$ .

**Note:** \*Revenue is the risk-adjusted Part C payment from CMS to Patrius Health to cover patient costs, and it includes any patient premiums paid to Patrius Health. Since most of our members have \$0 premiums, the revenue in the calculation is largely driven by CMS risk-adjusted payments. This is why accurate and specific condition coding is important for your Provider Cost Score. A score of 100 or less indicates that your patients' costs are equal to or less than the revenue. A lower score is better. Each program year, we set benchmarks for performance based on prior years' data. This helps us evaluate performance improvement consistently over time.

**2** The Provider Cost Score – Trending (Year-Over-Year Comparison) section displays a monthly comparison between two measurement years.

# Provider Cost Score

**Provider Summary** Member Summary Claims Detail by Service Claims Detail by Specialty

**1** PCS Detail by Provider - Reflects Claims Incurred Through 10/31/2023 and Paid Through 12/31/2023

Tax ID	Location	Provider NPI	Provider Last Name	Provider First Name	Reporting Period	Incurred From Date	Incurred Through Date	Paid Through Date	PCS	Member Months	Claims Cost Amount	Revenue Amount
631135295	Auburn Internal Medicine PC	1891835294	Abrams	John	202312	01/01/2023	10/31/2023	12/31/2023	130.16%	1444	\$1,450,096	\$1,114,093

1 of 1 records, Page 1 of 1

Provider Summary **Member Summary** Claims Detail by Service Claims Detail by Specialty

**2** PCS Detail by Member - Reflects Claims Incurred Through 10/31/2023 and Paid Through 12/31/2023

Tax ID	Location	Provider NPI	Provider Last Name	Provider First Name	Reporting Period	Incurred From Date	Incurred Through Date	Paid Through Date	Member Last Name	Member First Name	DOB	Contract ID	PCS	Member Months	Claims Cost Amount	Revenue Amount
123456789	ABC PROVIDER	1234567890	Blue	John	202312	01/01/2023	10/31/2023	12/31/2023	DOE	JANE	08/11/1949	PLX123456789	2,539.00%	10	\$100,448	\$3,955
123456789	ABC PROVIDER	1234567890	Blue	John	202312	01/01/2023	10/31/2023	12/31/2023	DOE	JANE	08/18/1944	PLX123456789	1,550.00%	4	\$60,699	\$3,914
123456789	ABC PROVIDER	1234567890	Blue	John	202312	01/01/2023	10/31/2023	12/31/2023	DOE	JANE	05/14/1953	PLX123456789	1,249.00%	10	\$35,244	\$2,821
123456789	ABC PROVIDER	1234567890	Blue	John	202312	01/01/2023	10/31/2023	12/31/2023	DOE	JANE	05/10/1936	PLX123456789	1,068.00%	2	\$45,885	\$4,296
123456789	ABC PROVIDER	1234567890	Blue	John	202312	01/01/2023	10/31/2023	12/31/2023	DOE	JANE	01/25/1941	PLX123456789	995.00%	8	\$100,546	\$10,103
123456789	ABC PROVIDER	1234567890	Blue	John	202312	01/01/2023	10/31/2023	12/31/2023	DOE	JANE	04/21/1947	PLX123456789	702.00%	8	\$127,256	\$18,121
123456789	ABC PROVIDER	1234567890	Blue	John	202312	01/01/2023	10/31/2023	12/31/2023	DOE	JANE	11/03/1956	PLX123456789	580.00%	10	\$17,896	\$3,082
123456789	ABC PROVIDER	1234567890	Blue	John	202312	01/01/2023	10/31/2023	12/31/2023	DOE	JANE	12/14/1943	PLX123456789	491.00%	10	\$170,573	\$34,671
123456789	ABC PROVIDER	1234567890	Blue	John	202312	01/01/2023	10/31/2023	12/31/2023	DOE	JANE	07/02/1944	PLX123456789	490.00%	10	\$35,684	\$7,269
123456789	ABC PROVIDER	1234567890	Blue	John	202312	01/01/2023	10/31/2023	12/31/2023	DOE	JANE	09/02/1953	PLX123456789	429.00%	10	\$18,656	\$4,341
123456789	ABC PROVIDER	1234567890	Blue	John	202312	01/01/2023	10/31/2023	12/31/2023	DOE	JANE	03/09/1954	PLX123456789	411.00%	10	\$23,116	\$5,616
123456789	ABC PROVIDER	1234567890	Blue	John	202312	01/01/2023	10/31/2023	12/31/2023	DOE	JANE	07/12/1952	PLX123456789	403.00%	10	\$13,352	\$3,310
123456789	ABC PROVIDER	1234567890	Blue	John	202312	01/01/2023	10/31/2023	12/31/2023	DOE	JANE	12/24/1944	PLX123456789	399.00%	10	\$18,521	\$4,637
123456789	ABC PROVIDER	1234567890	Blue	John	202312	01/01/2023	10/31/2023	12/31/2023	DOE	JANE	03/20/1956	PLX123456789	362.00%	10	\$10,818	\$2,983
123456789	ABC PROVIDER	1234567890	Blue	John	202312	01/01/2023	10/31/2023	12/31/2023	DOE	JANE	12/19/1944	PLX123456789	344.00%	10	\$16,856	\$4,897
123456789	ABC PROVIDER	1234567890	Blue	John	202312	01/01/2023	10/31/2023	12/31/2023	DOE	JANE	03/05/1949	PLX123456789	339.00%	10	\$11,400	\$3,354
123456789	ABC PROVIDER	1234567890	Blue	John	202312	01/01/2023	10/31/2023	12/31/2023	DOE	JANE	05/14/1951	PLX123456789	292.00%	10	\$12,470	\$4,261
123456789	ABC PROVIDER	1234567890	Blue	John	202312	01/01/2023	10/31/2023	12/31/2023	DOE	JANE	07/23/1949	PLX123456789	271.00%	10	\$79,612	\$29,363
123456789	ABC PROVIDER	1234567890	Blue	John	202312	01/01/2023	10/31/2023	12/31/2023	DOE	JANE	05/13/1946	PLX123456789	254.00%	10	\$10,015	\$3,940
123456789	ABC PROVIDER	1234567890	Blue	John	202312	01/01/2023	10/31/2023	12/31/2023	DOE	JANE	07/31/1950	PLX123456789	237.00%	10	\$7,869	\$3,310
123456789	ABC PROVIDER	1234567890	Blue	John	202312	01/01/2023	10/31/2023	12/31/2023	DOE	JANE	11/01/1950	PLX123456789	228.00%	10	\$10,197	\$4,454
123456789	ABC PROVIDER	1234567890	Blue	John	202312	01/01/2023	10/31/2023	12/31/2023	DOE	JANE	06/13/1947	PLX123456789	215.00%	10	\$27,030	\$12,518
123456789	ABC PROVIDER	1234567890	Blue	John	202312	01/01/2023	10/31/2023	12/31/2023	DOE	JANE	05/09/1954	PLX123456789	201.00%	10	\$12,582	\$6,238
123456789	ABC PROVIDER	1234567890	Blue	John	202312	01/01/2023	10/31/2023	12/31/2023	DOE	JANE	08/26/1948	PLX123456789	198.00%	10	\$11,345	\$5,719
123456789	ABC PROVIDER	1234567890	Blue	John	202312	01/01/2023	10/31/2023	12/31/2023	DOE	JANE	01/06/1941	PLX123456789	181.00%	4	\$13,300	\$7,329

152 of 152 records, Page 1 of 1

**1** The Provider Summary tab shows the PCS for a specific provider and location for a specific timeframe.

**2** The Member Summary tab displays the PCS for a specific member over a set timeframe.

# Provider Cost Score

Under the Claim Detail by Service tab, the measurement charts show the paid amounts for the top services based on facility and provider claims for the practice over a specific timeframe. Click the Excel logo to download and view the Service Member Claim Detail report. This report details the types of claims submitted and their costs. It also provides a visual measurement of how claims impact the Tax ID's PCS.

[Provider Summary](#)
[Member Summary](#)
[Claims Detail by Service](#)
[Claims Detail by Specialty](#)

---

**Top Service by Facility and Provider - Claims Incurred Through 10/31/2023 and Paid Through 12/31/2023**

**Top 10 Service by Facility Claims**

Service	Paid Amount (Approx.)
Surgery	500K
Medical Care (Inpatient)	200K
Chemotherapy	150K
Home Health Care	50K
Lab or Pathology	40K
X-Ray (Diagnostic)	30K
Outpatient Medical BC or Medical Emergency	20K
X-ray (Therapeutic)	10K
Medical Emergency (BS) / Accident (BC)	5K
Physical Therapy	0K

**Top 10 Service by Provider Claims**

Service	Paid Amount (Approx.)
Medical Care (Outpatient)	180K
Surgery	80K
Lab or Pathology	40K
Professional Component	30K
DME (Purchase)	25K
Physical Therapy	20K
Anesthesia	15K
X-Ray (Diagnostic)	10K
Medical Emergency (BS) / Accident (BC)	5K
Ambulance Service	5K

---

**Claim Detail by Service - Claims Incurred Through 10/31/2023 and Paid Through 12/31/2023**

[Click here to download the Service Member Claim Detail report.](#)  
*The download may take up to 30 seconds, please only click the icon once*

# Provider Cost Score

The Claims Detail by Specialty tab focuses on the top specialties indicated by paid amounts based on facility and provider claims. Click the Excel logo to download and view the Specialty Member Claim Detail report.

Provider Summary | Member Summary | Claims Detail by Service | **Claims Detail by Specialty**

**Top Specialty by Facility and Provider - Claims Incurred Through 10/31/2023 and Paid Through 12/31/2023**


**Top 10 Specialty by Facility Claims**

Specialty	Paid Amount (Approx.)
Adult Primary Care	300K
Oncology Services	180K
General Surgery	130K
Cardiac Surgery	100K
Cardiology	60K
Orthopedic Surgery	60K
Anesthesiology	40K
OB/Gynecology	30K
Hospitalist	25K
Vision Care	25K

**Top 10 Specialty by Provider Claims**

Specialty	Paid Amount (Approx.)
Physician Services	85K
Adult Primary Care	60K
Vision Care	40K
Cardiology	30K
Physician Extender	25K
General Surgery	20K
Dermatology	20K
Orthopedic Surgery	18K
Radiology	18K
Anesthesiology	15K


**Claim Detail by Specialty - Claims Incurred Through 10/31/2023 and Paid Through 12/31/2023**



Click here to download the Specialty Member Claim Detail report.  
*The download may take up to 30 seconds, please only click the icon once*

Provider Insights offers users the ability to export reports in Excel format. This function can help users analyze their patient and provider performance data.

1. Click the **Export** button on the toolbar.


**Blue Advantage Provider Insights**

Select Business


Overview
Opportunity List
Member Engagement
Provider Cost Score
Export

**ABC PROVIDER(123456789)**

Total Locations: 1

Total Providers: 30

Attributed Member Count: 108



A Medicare Approved PPO

Provider Details

Member Summary

Projected Star Score

Star Scoring Including Med Adherence Measures

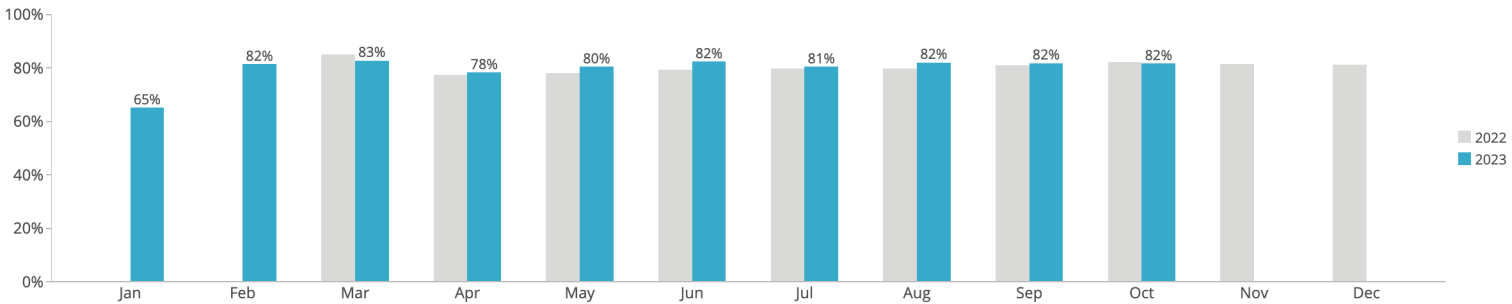
Star Ratio		Possible Stars		Composite Score		Projected Star Score
0.77	×	5	=	3.87		4.0 Stars
89 Points / 115 Possible						

Projected Star Score

Star Scoring Excluding Med Adherence Measures

Star Ratio		Possible Stars		Composite Score		Projected Star Score
0.86	×	5	=	4.31		4.5 Stars
56 Points / 65 Possible						

Provider Cost Score - Reflects Claims Incurred Through 10/31/2023 and Paid Through 12/31/2023



Month	2022 (%)	2023 (%)
Jan		65%
Feb		82%
Mar	83%	83%
Apr	78%	78%
May	80%	80%
Jun	82%	82%
Jul	81%	81%
Aug	82%	82%
Sep	82%	82%
Oct	82%	82%
Nov	82%	
Dec	82%	

PRV20724PAT-2406

2. On the Export page, type the business name. Double-click or use the right arrow to move the business name into the right-hand box.

**Patrius Health** Blue Advantage Provider Insights

Overview Opportunity List Member Engagement Provider Cost Score **Export**

**Select Business**

Search for Business   All Providers

ABC PROVIDER

**Select Providers (Maximum 30 Providers)**

Packet Name

**Options**

Report Type: Custom (select any pages)

Gap Status: All

\* Opportunity List only

Frequency: One Time

Start Date: 05/25/2023

The report will run on 05/25/2023 and will be available in the BLUAD library

Email Address for notification:

Home BLUAD Library



3. Next, select the following report criteria:

**Packet Name:** Name the report (e.g., Dr. Blue mm/dd/yy). It will be the name in the BLUAD Library.

**Options:**

- **Report Type:** Select Action List or Custom. Custom allows you to select which pages you want to export. If you want to select all pages, choose Custom and all pages will populate as the default.
- **Gap Status:** Select All, Open or Closed.  
**Tip:** Choosing the status before exporting will pre-filter your report so that when downloaded you only see the gap status you selected.
- **Frequency:** Select One Time, Weekly, Monthly or Next Scoring Period.
- **Start Date**
- **Email Address:** Enter for notification (optional).

Packet Name

**Options**

Report Type

Gap Status

\* Opportunity List only

Frequency  Start Date

The report will run on 05/25/2023 and will be available in the BLUAD library

Email Address for notification

**Submit**

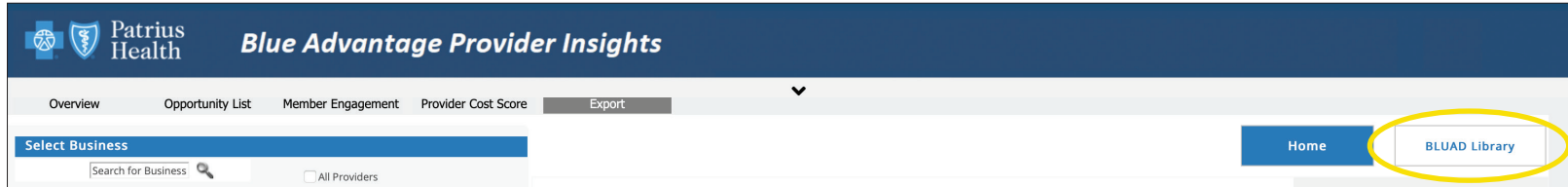
4. Click the **Submit** button.

This message indicates that the submission was successful:

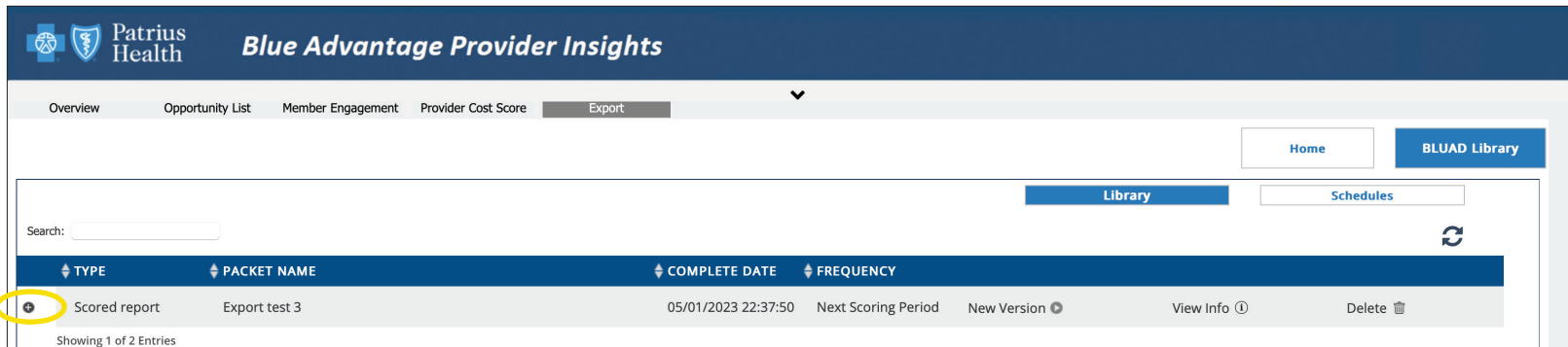
**Your report has been successfully submitted to Report Library.**

**Tip:** You must have pop-up blockers disabled for the reports to generate successfully. If you do not see this message in a new tab, check your browser pop-up settings.

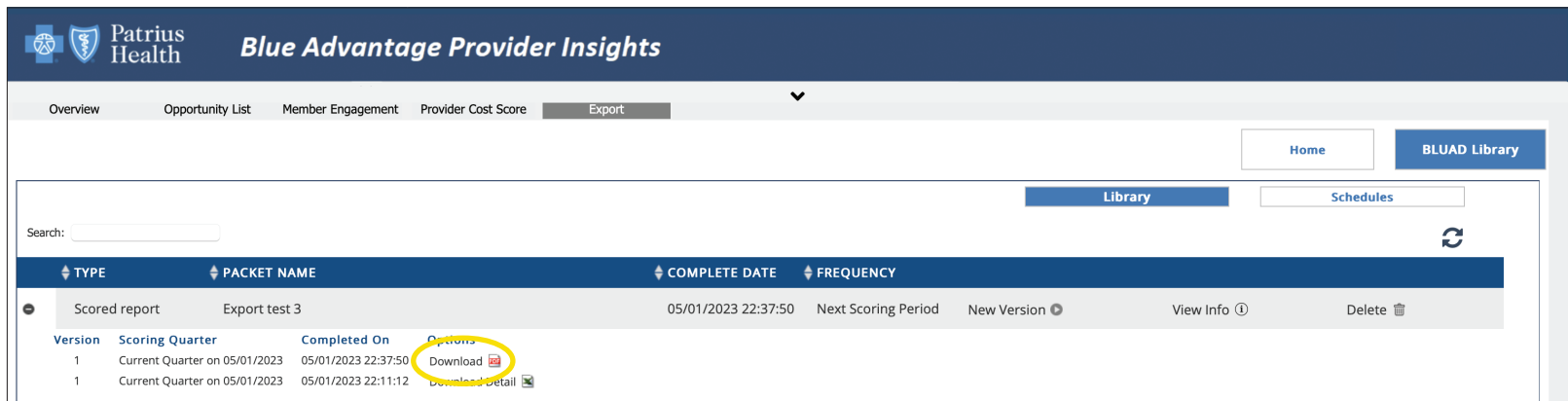
5. Go back to the **Export** page, and click on **BLUAD Library** button.




6. Click the **+** to expand and show the available files that can be downloaded.



7. Click the **Download PDF** option.



Below is an example of a PDF:



**Patrius Health**

Blue Advantage Provider Insights  
 Provider Name: John Blue, MD 1234567890  
 Provider Network Consultant: Jane Doe

Attribution Calculated 03/02/2023 - Gaps Reflective of Claims Processed as Recent as 7 Days Ago

Prospective Star Score Performance - Excluding Med Adherence

Star Ratio	Possible Stars	Composite Score	Projected Star Score
1.00	✘ 5	= 5.00	5.0 Stars

Display Only Measures

Cadence	Quality Measure Description	Criteria	Patient	Gaps to Close	Compliance
		Met	Count		Rate
Display Only	Body Mass Index Assessment Adult	91	92	1	98.91% <div style="width: 98.91%; height: 10px; background-color: #1a3d4d;"></div>
Display Only	HEDIS COL Colorectal Cancer Screen	82	88	6	93.18% <div style="width: 93.18%; height: 10px; background-color: #1a3d4d;"></div>
Display Only	HEDIS FMC FU After ED for Pats w Multi High-Risk Cond 1st	5	12	7	41.67% <div style="width: 41.67%; height: 10px; background-color: #1a3d4d;"></div>
Display Only	HEDIS KED Kidney Health Evaluation for Pats w Diabetes	22	29	7	75.86% <div style="width: 75.86%; height: 10px; background-color: #1a3d4d;"></div>
Display Only	Influenza Vaccine BCBSAL	124	168	44	73.81% <div style="width: 73.81%; height: 10px; background-color: #1a3d4d;"></div>
Display Only	Plan All Cause Readmissions	25	26	1	96.15% <div style="width: 96.15%; height: 10px; background-color: #1a3d4d;"></div>

Prospective Star Score Performance - Including Med Adherence

Star Ratio	Possible Stars	Composite Score	Projected Star Score
0.91	✘ 5	= 4.57	4.5 Stars

Medication Adherence Overview

	Total Patients	Adherent	Percentage of Adherent Patients	Non-Adherent Patients
Medication Adherence for Cholesterol	37	35	94.59% <div style="width: 94.59%; height: 10px; background-color: #1a3d4d;"></div>	2
Medication Adherence for Diabetes Meds /Diabetes Medication Filled	10	9	90.00% <div style="width: 90.00%; height: 10px; background-color: #1a3d4d;"></div>	1
Medication Adherence Hypertension	28	24	85.71% <div style="width: 85.71%; height: 10px; background-color: #1a3d4d;"></div>	4
Statin Use in Persons with Diabetes /Statin Use in Persons with Diabetes	16	15	93.75% <div style="width: 93.75%; height: 10px; background-color: #1a3d4d;"></div>	1

Current Attribution Overview

Attributed Members	Average Age	Average Open Gaps Per Member	Gender Distribution Male	Gender Distribution Female	AWV % complete
168	74.35	.19	45.83%	54.17%	61.90%

8. Click Download Detail with the Excel icon . An Excel spreadsheet with multiple sheets is downloaded.



9. Select each sheet and review. The PDF and Excel files can be saved offline to your computer.

**Potential Export Issues**

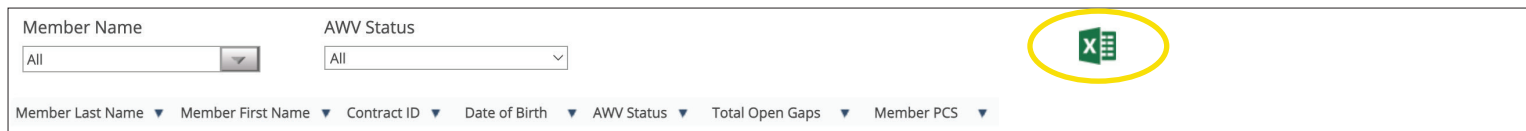
Use the following tips to check the browser if any issues are encountered:

- Ensure pop-ups are allowed.
- Clear the browser history and cache to be sure that old screens are not being displayed.
- If PDFs are not downloaded, there may not be any report data available. Check the corresponding tabs of the Excel download to see if the data exists for the specific report(s).
- Large reports, such as reports with multiple providers, may take longer to generate. Be sure to allow at least 30 minutes for large reports to appear in the report library.

**10. On Demand Exports**

When you see this Excel icon  near a detail table on a page, you can create an instant download directly from that page. Click the Excel icon and a spreadsheet of the current section will download.

Below is an example of the export function:



Blue Advantage® PPO is provided by Patrius Health,  
 an independent licensee of the Blue Cross and Blue Shield Association.